

TRT Crane Pads evenly distribute outrigger crane loads. Quality engineering ensures all TRT Crane Pads adhere to the CICA industry standards.

PAD-030-T

PAD WEIGHT: 461kg

MINIMUM FOOT SIZE: Ø300mm

MAXIMUM SPAN: 1000mm

MAXIMUM LOAD: 100T

Ground Pressure Rating

WIDTH (mm)		2370
LENGTH (mm)		1270
CONTACT AREA (m ²)		3.0
GROUND PRESSURE	kg / m ²	kPa
25 TONNE	8306	81
50 TONNE	16612	163
100 TONNE	33224	326

UNLESS OTHERWISE STATED

GENERAL TOLERANCES	0.00 = ±0.05 0.0 = ±0.2 0 = ±0.5	THIRD ANGLE PROJECTION
ANGLES	0 = ±0.5°	1.6 SURFACE FINISH (µm)

WELDING: ALL INFORMATION SHALL COMPLY WITH NZ/AS 1554:2000 PT 1 CATEGORY SP UNLESS OTHERWISE STATED AND SHALL BE WELDED TO A QUALIFIED PROCEDURE, BY A WELDER QUALIFIED FOR THE APPROPRIATE POSITION AND SUPERVISED BY A WELDING SUPERVISOR. WIRE BUFF ALL STEEL COMPONENTS PRIOR TO WELDING

THIS DRAWING IS © COPYRIGHT AND IS THE PROPERTY OF TIDD ROSS TODD LTD. IT IS FURNISHED TO YOU FOR CONFIDENTIAL INFORMATION PURPOSES ONLY AND IS NOT TO BE DISCLOSED TO ANYONE ELSE OR USED FOR MANUFACTURING PURPOSES WITHOUT THE EXPRESS WRITTEN PERMISSION OF TIDD ROSS TODD LTD.

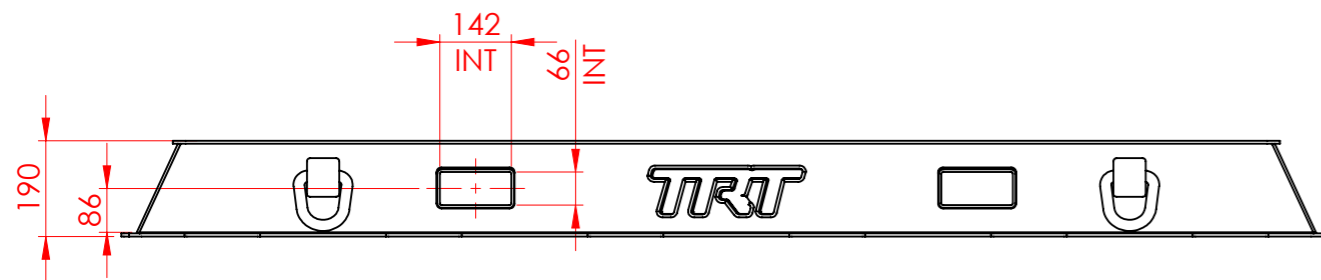
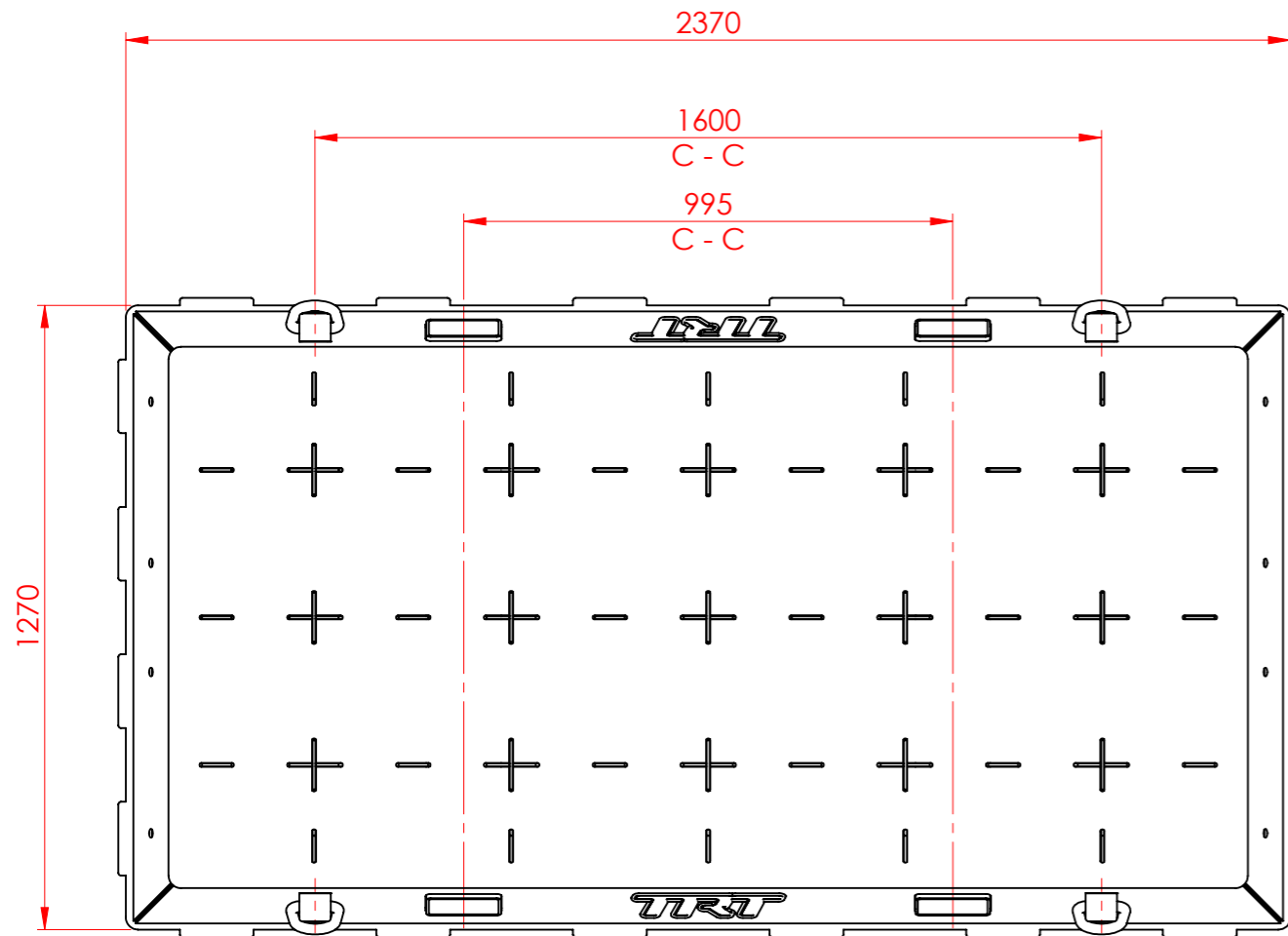
REV	DATE	COMMENT	NAME



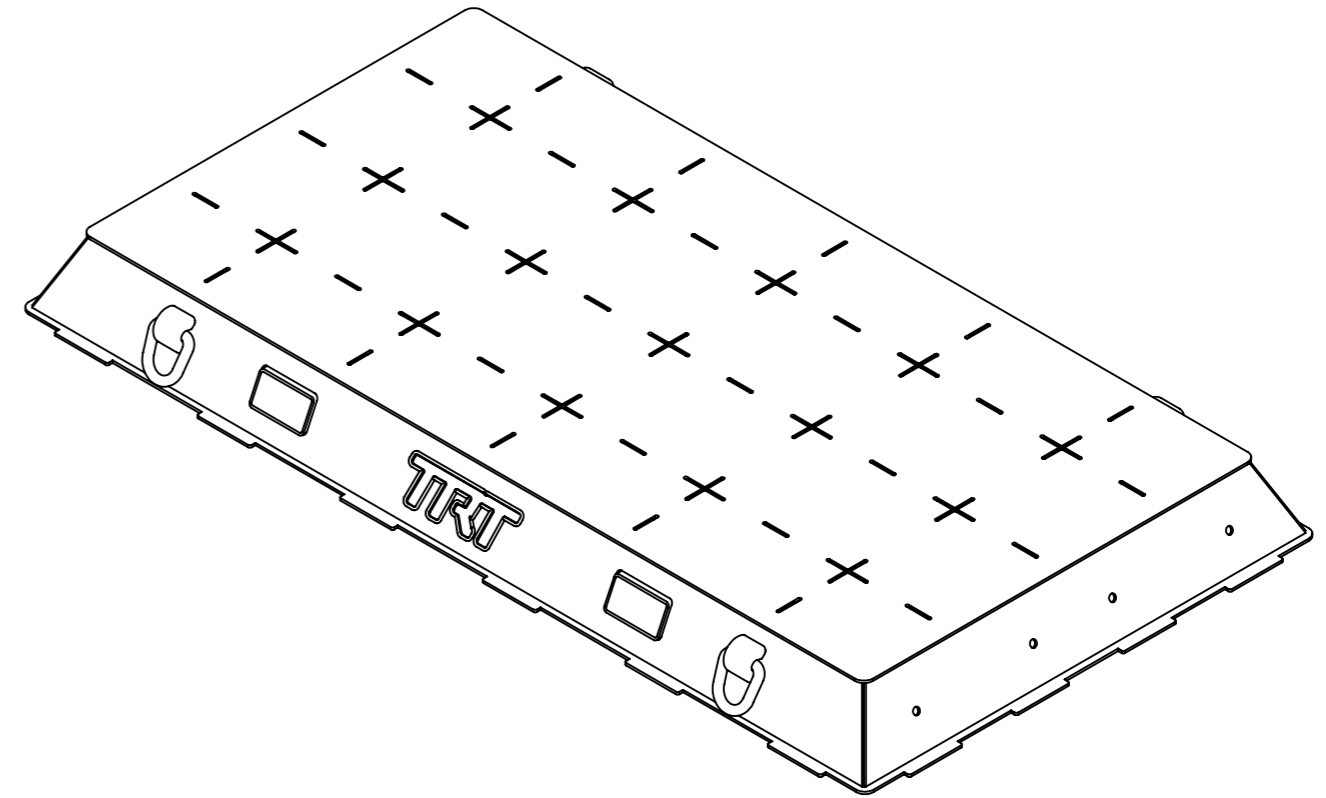
48 Maui Street
Hamilton
New Zealand
Ph: +64 7 849 4839
Email : trt@trt.co.nz
ISO 9001:2015

TIDD ROSS TODD LIMITED

NAME	DATE	TITLE:	CRANE PAD 2370 X 1270
DRAWN	JH	14/05/20	
CHK'D	-	-	SHEET 3 OF 6
APPV'D	-	-	
DO NOT SCALE DRAWINGS IN mm's	STATUS - M	SCALE:1:15	DWG NO. PAD-030
			REVISION A



TRT Crane Pads evenly distribute outrigger crane loads. Quality engineering ensures all TRT Crane Pads adhere to the CICA industry standards.



PAD-030-DP

PAD WEIGHT: 490kg

MINIMUM FOOT SIZE: Ø300mm

MAXIMUM SPAN: 1000mm

MAXIMUM LOAD: 100T

Ground Pressure Rating

WIDTH (mm)		2370
LENGTH (mm)		1270
CONTACT AREA (m ²)		3.0
GROUND PRESSURE	kg / m ²	kPa
25 TONNE	8306	81
50 TONNE	16612	163
100 TONNE	33224	326

UNLESS OTHERWISE STATED

GENERAL TOLERANCES	0.00 = ±0.05 0.0 = ±0.2 0 = ±0.5	THIRD ANGLE PROJECTION
ANGLES	0 = ±0.5°	1.6 SURFACE FINISH (µm)

WELDING: ALL INFORMATION SHALL COMPLY WITH NZ/AS 1554:2000 PT 1 CATEGORY SP UNLESS OTHERWISE STATED AND SHALL BE WELDED TO A QUALIFIED PROCEDURE, BY A WELDER QUALIFIED FOR THE APPROPRIATE POSITION AND SUPERVISED BY A WELDING SUPERVISOR. WIRE BUFF ALL STEEL COMPONENTS PRIOR TO WELDING

THIS DRAWING IS © COPYRIGHT AND IS THE PROPERTY OF TIDD ROSS TODD LTD. IT IS FURNISHED TO YOU FOR CONFIDENTIAL INFORMATION PURPOSES ONLY AND IS NOT TO BE DISCLOSED TO ANYONE ELSE OR USED FOR MANUFACTURING PURPOSES WITHOUT THE EXPRESS WRITTEN PERMISSION OF TIDD ROSS TODD LTD.

REV	DATE	COMMENT	NAME



48 Maui Street
Hamilton
New Zealand
Ph: +64 7 849 4839
Email : trt@trt.co.nz
ISO 9001:2015

NAME	DATE	TITLE:	CRANE PAD 2370 X 1270
DRAWN	JH	14/05/20	
CHK'D	-	-	SHEET 6 OF 6
APPV'D	-	-	
DO NOT SCALE DRAWINGS IN mm's	STATUS - M	SCALE:1:15	DWG NO. PAD-030
			REVISION A