

TRT Crane Pads evenly distribute outrigger crane loads. Quality engineering ensures all TRT Crane Pads adhere to the CICA industry standards.

PAD-035-T

PAD WEIGHT: 685kg

MINIMUM FOOT SIZE: Ø300mm

MAXIMUM SPAN: 1000mm

MAXIMUM LOAD: 150T

Ground Pressure Rating		
WIDTH (mm)		1480
LENGTH (mm)		2370
CONTACT AREA (m ²)		3.5
GROUND PRESSURE	kg / m ²	kPa
25 TONNE	7127	70
50 TONNE	14255	140
100 TONNE	28510	280
150 TONNE	42764	419

UNLESS OTHERWISE STATED

GENERAL TOLERANCES
 0.00 = ±0.05
 0.0 = ±0.2
 0 = ±0.5
 ANGLES 0 = ±0.5°

THIRD ANGLE PROJECTION
 SURFACE FINISH (µm)
 1.6

THIS DRAWING IS © COPYRIGHT AND IS THE PROPERTY OF TIDD ROSS TODD LTD. IT IS FURNISHED TO YOU FOR CONFIDENTIAL INFORMATION PURPOSES ONLY AND IS NOT TO BE DISCLOSED TO ANYONE ELSE OR USED FOR MANUFACTURING PURPOSES WITHOUT THE EXPRESS WRITTEN PERMISSION OF TIDD ROSS TODD LTD.

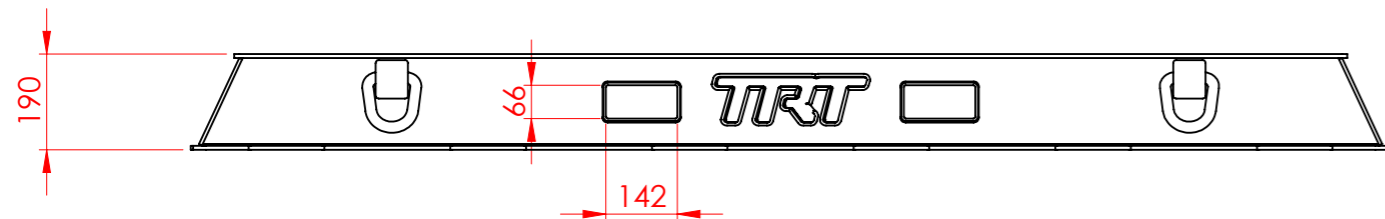
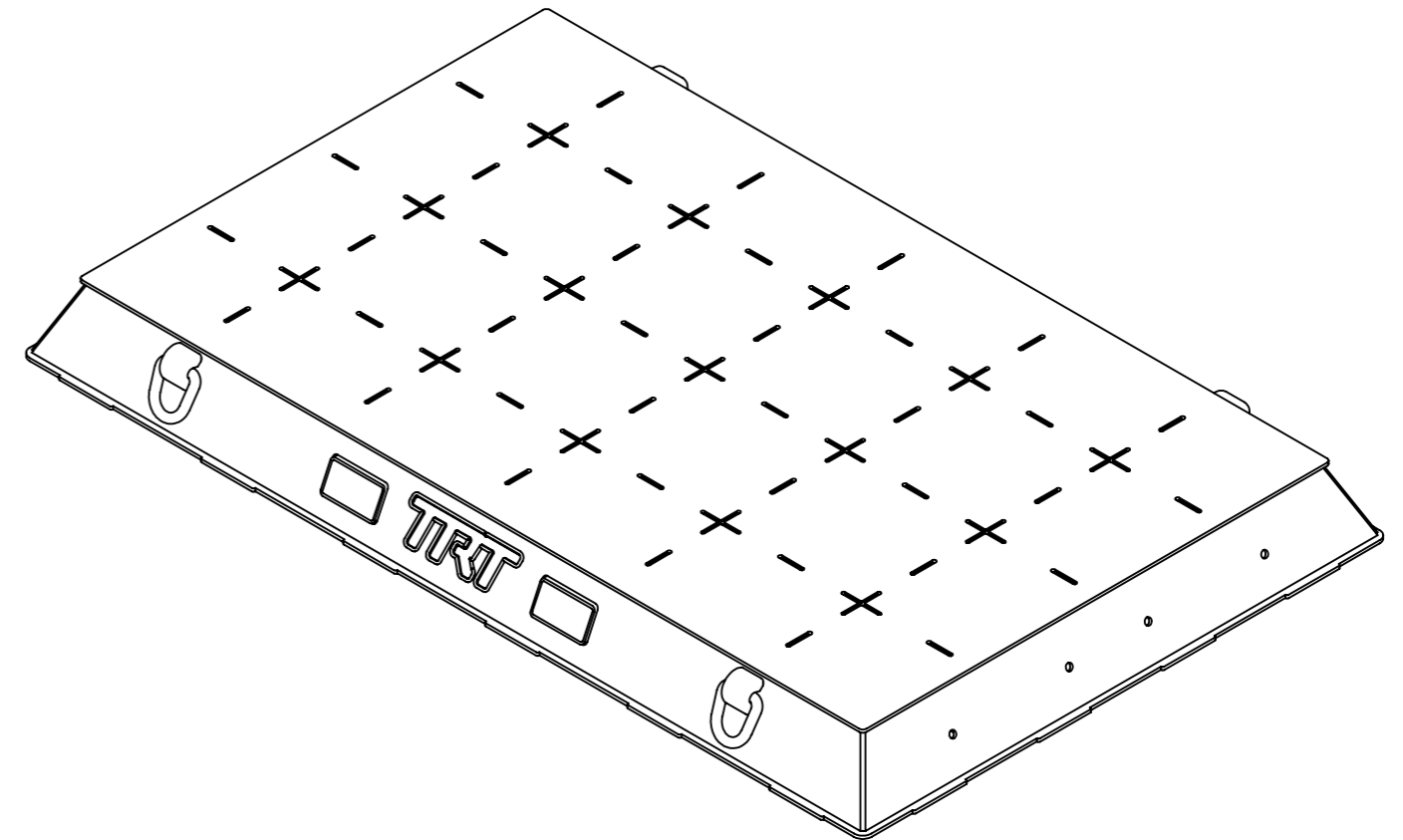
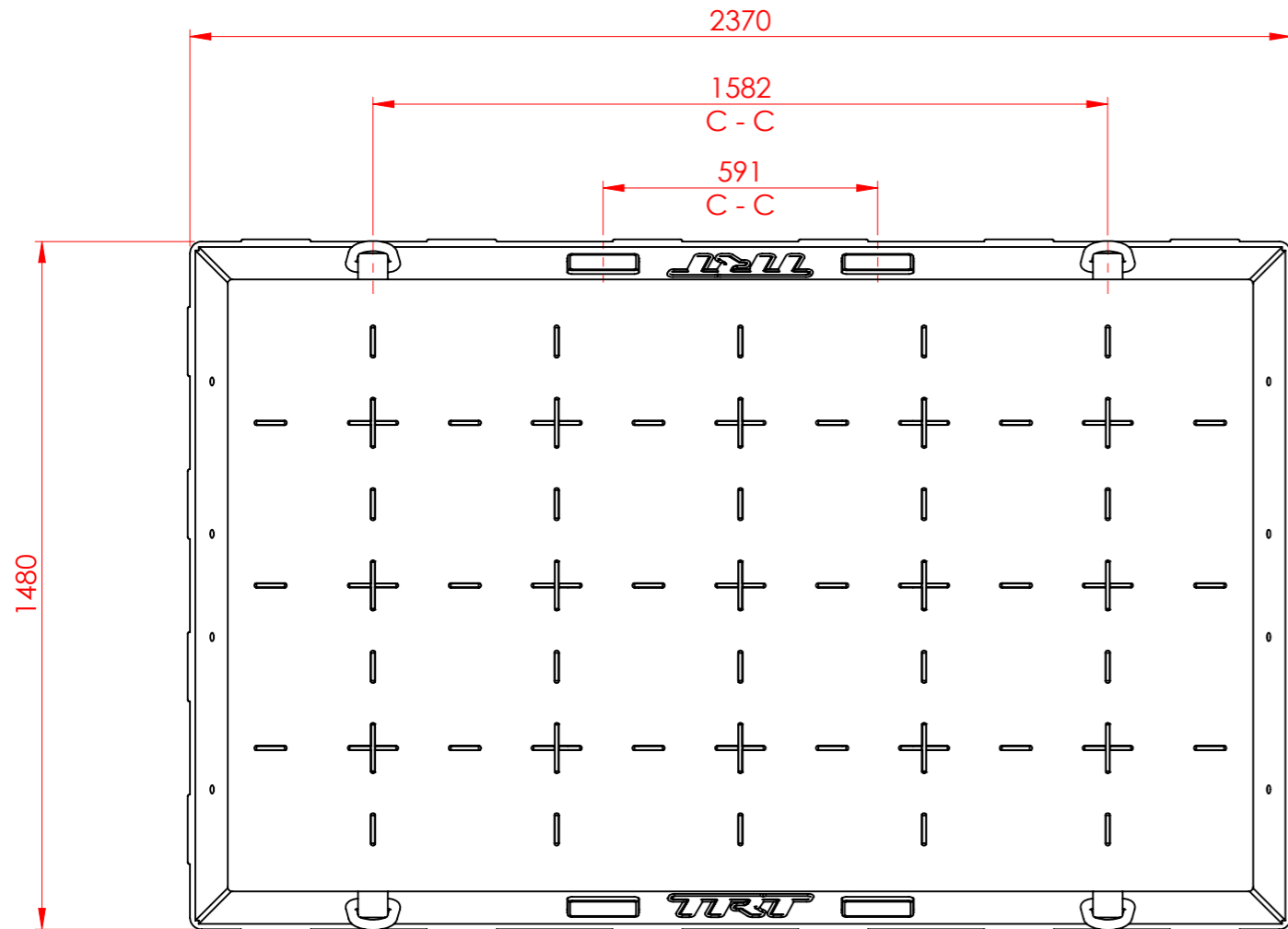
WELDING: ALL INFORMATION SHALL COMPLY WITH NZ/AS 1554:2000 PT 1 CATEGORY SP UNLESS OTHERWISE STATED AND SHALL BE WELDED TO A QUALIFIED PROCEDURE, BY A WELDER QUALIFIED FOR THE APPROPRIATE POSITION AND SUPERVISED BY A WELDING SUPERVISOR. WIRE BUFF ALL STEEL COMPONENTS PRIOR TO WELDING

REV	DATE	COMMENT	NAME

48 Maui Street
 Hamilton
 New Zealand
 Ph: +64 7 849 4839
 Email : trt@trt.co.nz
 ISO 9001:2015

TIDD ROSS TODD LIMITED

NAME	DATE	TITLE:
DRAWN JH	02/07/20	CRANE PAD 2370 X 1480 ASSY
CHK'D -	-	
APPV'D -	-	
DO NOT SCALE DRAWINGS IN mm's	STATUS - M	SCALE:1:15
SHEET 3 OF 6		DWG NO. PAD-035
		REVISION A



TRT Crane Pads evenly distribute outrigger crane loads. Quality engineering ensures all TRT Crane Pads adhere to the CICA industry standards.

PAD-035-DP

PAD WEIGHT: 720kg

MINIMUM FOOT SIZE: Ø300mm

MAXIMUM SPAN: 1000mm

MAXIMUM LOAD: 150T

Ground Pressure Rating		
WIDTH (mm)		1480
LENGTH (mm)		2370
CONTACT AREA (m ²)		3.5
GROUND PRESSURE	kg / m ²	kPa
25 TONNE	7127	70
50 TONNE	14255	140
100 TONNE	28510	280
150 TONNE	42764	419

UNLESS OTHERWISE STATED

GENERAL TOLERANCES	0.00 = ±0.05 0.0 = ±0.2 0 = ±0.5	THIRD ANGLE PROJECTION
ANGLES	0 = ±0.5°	1.6 SURFACE FINISH (µm)

WELDING: ALL INFORMATION SHALL COMPLY WITH NZ/AS 1554:2000 PT 1 CATEGORY SP UNLESS OTHERWISE STATED AND SHALL BE WELDED TO A QUALIFIED PROCEDURE, BY A WELDER QUALIFIED FOR THE APPROPRIATE POSITION AND SUPERVISED BY A WELDING SUPERVISOR. WIRE BUFF ALL STEEL COMPONENTS PRIOR TO WELDING

THIS DRAWING IS © COPYRIGHT AND IS THE PROPERTY OF TIDD ROSS TODD LTD. IT IS FURNISHED TO YOU FOR CONFIDENTIAL INFORMATION PURPOSES ONLY AND IS NOT TO BE DISCLOSED TO ANYONE ELSE OR USED FOR MANUFACTURING PURPOSES WITHOUT THE EXPRESS WRITTEN PERMISSION OF TIDD ROSS TODD LTD.

REV	DATE	COMMENT	NAME



48 Maui Street
Hamilton
New Zealand
Ph: +64 7 849 4839
Email : trt@trt.co.nz
ISO 9001:2015

TIDD ROSS TODD LIMITED

NAME	DATE	TITLE:	CRANE PAD 2370 X 1480 ASSY
DRAWN	JH	02/07/20	
CHK'D	-	-	SHEET 6 OF 6
APPV'D	-	-	
DO NOT SCALE DRAWINGS IN mm's	STATUS - M	SCALE:1:15	DWG NO. PAD-035
			REVISION A